

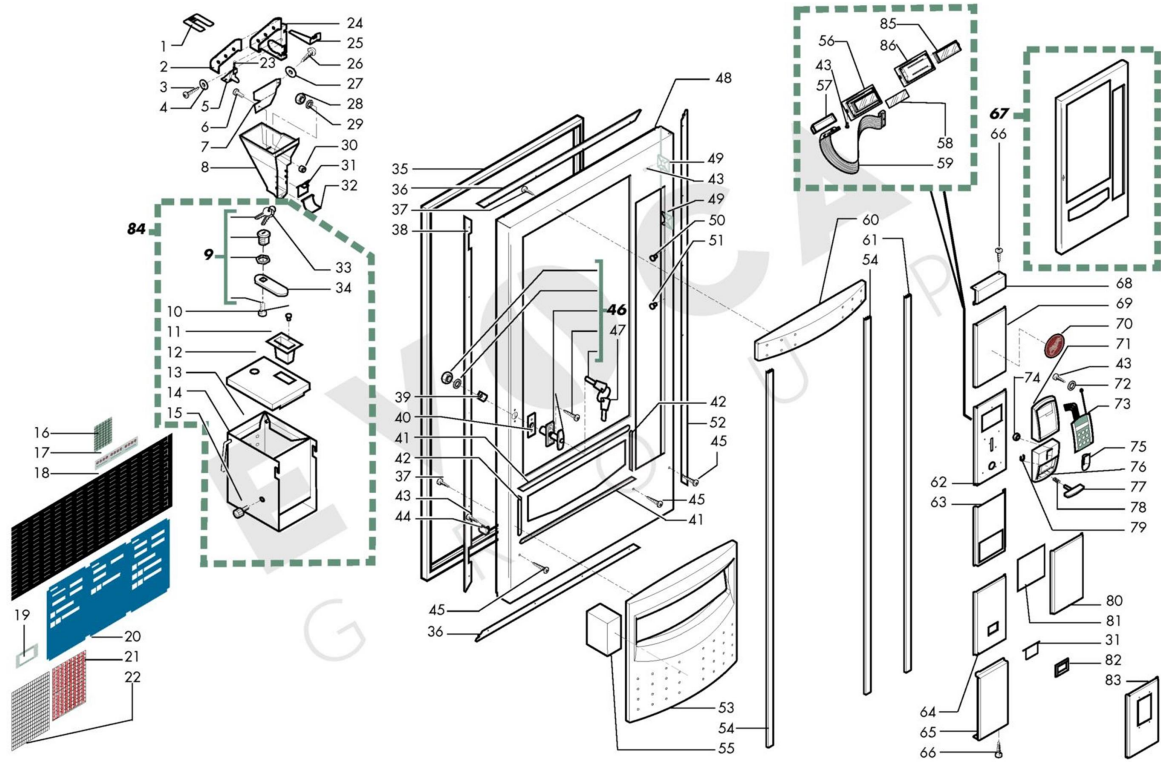
Model Machine

MACSAE045

BREAK POINT 36

MACSAE045.T.0001


























TAVOLA NR. 1 - ARTICOLO BREAK POINT 36



Model Machine

MACSAE045





























BREAK POINT 36

Web	Pos.	Foto	Item - Replace by	Description
				<i>Press - CTRL + CLICK go to item in a new window Натисніть - Ctrl + права кнопка миші щоб відкрити запчастину в новому вікні</i>
	1		11010584	CLIP CLOSED FOR COIN CHANNEL <i>CLIP CLOSED FOR COIN CHANNEL</i>
	2		9111.351.050	COIN CHANNEL LID BLACK <i>COPERCHIO CANALE MONETE NERO</i>
	3		U005.010	SCREW TE M4,0X14 UNI 5739 GALV. <i>SCREW TE M4,0X14 UNI 5739 GALV.</i>
	4		U207.001	PLAIN WASHER 5,3X10 UNI 6592 GAL <i>ROSETTA PIANA 5,3X10 UNI 6</i>
	5		9111.352.050	COIN RECOVERY LEVER <i>LEVA RECUPERO MONETE NERO</i>
	6		U043.007	SCREW TCBC M3,0X8 UNI 7687 GALV. <i>SCREW TCBC M3,0X8 UNI 7687 GALV.</i>
	7		9111.615	PLATE FOR COIN RECOVERY DUCT <i>PLATE FOR COIN RECOVERY DUCT</i>
	8		9111.625.050	COIN RECOVERY CHUTE BLACK <i>CONDOTTO RECUPERO MONETE REG</i>
	9		NV02.094	TOKEN LOCK VIRO <i>SERRATURA GETTONI VIRO</i>
	10		NF11.026	EXPANSION RIVET D.3,9X8 ALU. <i>RIVETTO AD ESPANSIONE D.3,9X8 ALL.</i>
	11		9111.174.050	COIN HOPPER <i>TRAMOGGIA MONETE</i>
	12		9111.390	COIN CASE LID <i>COPERCHIO CASSA MONETE</i>

Model Machine

MACSAE045





























BREAK POINT 36

	13		9111.385	COIN CASE ASS. ASS.CASSA MONETE
	14		9111.388	HANDLE FOR COIN CASE MANIGLIA X CASSA MONETE
	15		9111.330	KNURLED MALE HAND BOLT M5 GODRONE MASCHIO M5
	16		1602.961	ACCEPTED COINS STICKER ACCEPTED COINS STICKER
	16		1602.986	ACCEPTED COINS STICKER EURO ACCEPTED COINS STICKER EURO
	17		15000380	COINS DATA PLATE BP36/56 ITA COINS DATA PLATE BP36/56 ITA
	17		15000381	COINS DATA PLATE BP36/56 F COINS DATA PLATE BP36/56 F
	17		15000382	COINS DATA PLATE BP36/56 GB COINS DATA PLATE BP36/56 GB
	17		15000383	COINS DATA PLATE BP36/56 D COINS DATA PLATE BP36/56 D
	17		15000384	COINS DATA PLATE BP36/56 P COINS DATA PLATE BP36/56 P
	17		15000385	COINS DATA PLATE BP36/56 E COINS DATA PLATE BP36/56 E
	17		15000386	COINS DATA PLATE BP36/56 NL COINS DATA PLATE BP36/56 NL
	17		1602.954	COINS DATA PLATE I COINS DATA PLATE I
	17		1602.955	COINS DATA PLATE F COINS DATA PLATE F

Model Machine

MACSAE045



























BREAK POINT 36

	17		1602.956	COINS DATA PLATE GB <i>COINS DATA PLATE GB</i>
	17		1602.957	COINS DATA PLATE D <i>COINS DATA PLATE D</i>
	17		1602.958	COINS DATA PLATE E <i>COINS DATA PLATE E</i>
	17		1602.959	COINS DATA PLATE P <i>COINS DATA PLATE P</i>
	17		1602.960	COINS DATA PLATE NL <i>COINS DATA PLATE NL</i>
	18		0875.982	PRICE LIST DRAWERS PROD. 6 SP <i>PRICE LIST DRAWERS PROD. 6 SP</i>
	19		11023514	LOWER ADHESIVE PANEL SMERALDOBLK <i>LOWER ADHESIVE PANEL SMERALDOBLK</i>
	19		1602.119	LOWER ADHESIVE PANEL <i>LOWER ADHESIVE PANEL</i>
	20		15000387	INSTRUCTIONS' LABEL BP36/56 ITA <i>INSTRUCTIONS' LABEL BP36/56 ITA</i>
	20		15000388	INSTRUCTIONS' LABEL BP36/56 F <i>INSTRUCTIONS' LABEL BP36/56 F</i>
	20		15000389	INSTRUCTIONS' LABEL BP36/56 GB <i>INSTRUCTIONS' LABEL BP36/56 GB</i>
	20		15000390	INSTRUCTIONS' LABEL BP36/56 D <i>INSTRUCTIONS' LABEL BP36/56 D</i>
	20		15000391	INSTRUCTIONS' LABEL BP36/56 P <i>INSTRUCTIONS' LABEL BP36/56 P</i>
	20		15000392	INSTRUCTIONS' LABEL BP36/56 E <i>INSTRUCTIONS' LABEL BP36/56 E</i>

Model Machine

MACSAE045





























BREAK POINT 36

	20		15000393	INSTRUCTIONS' LABEL BP36/56 NL <i>INSTRUCTIONS' LABEL BP36/56 NL</i>
	20		1602.962	INSTR.DATA PLATE I <i>INSTR.DATA PLATE I</i>
	20		1602.963	INSTR.DATA PLATE F <i>INSTR.DATA PLATE F</i>
	20		1602.964	INSTR.DATA PLATE GB <i>INSTR.DATA PLATE GB</i>
	20		1602.965	INSTR.DATA PLATE D <i>INSTR.DATA PLATE D</i>
	20		1602.966	INSTR.DATA PLATE E <i>INSTR.DATA PLATE E</i>
	20		1602.967	INSTR.DATA PLATE P <i>INSTR.DATA PLATE P</i>
	20		1602.968	INSTR.DATA PLATE NL <i>INSTR.DATA PLATE NL</i>
	21		1602.984	ЕТИКЕТКА З НОМЕРАМИ ДЛЯ СПІРАЛІ <i>TARGHETTA PER SPIRALE</i>
	22		1602.983	PRICE DATA PLATE <i>TARGHETTA PREZZI COMPONENTI</i>
	23		9111.397	SPRING FOR TRAY /LEVER COIN RECOVER <i>MOLLA X BACINELLA/LEVA RECUP</i>
	24		9111.350.050	COIN CHANNEL BLACK <i>CANALE MONETE NERO</i>
	25		1602.259	REINFORCEMENT FOR COIN CHANNEL <i>REINFORCEMENT FOR COIN CHANNEL</i>

Model Machine

MACSAE045





























BREAK POINT 36

	26		129511803	SCREW TCB 2,9X6,4 DIN 7981 NICK SCREW TCB 2,9X6,4 DIN 7981 NICK
	27		U201.001	PLAIN WASHER 3,2X9 DIN 7349 GALV. PLAIN WASHER 3,2X9 DIN 7349 GALV.
	28		U324.006	ШАЙБА M4 NUT M4 FLANGED INDENTED BASE
	29		U207.004	PLAIN WASHER 4,3X16 UNI 6592 GAL PLAIN WASHER 4,3X16 UNI 6592 GAL
	30		123160302	NUT M3 HIGH UNI 5587 GALVANIZED NUT M3 HIGH UNI 5587 GALVANIZED
	31	 ПІД ЗАМОВЛЕННЯ	11001739	COIN CHUTE DOOR RED PORTELLO CONDOTTO MONETE ROSSO
	31		11006845	DOOR CONDUCTING COINS GREY DOOR CONDUCTING COINS GREY
	31		9111.358.930	COIN CHUTE DOOR VIOLET COIN CHUTE DOOR VIOLET
	32		9111.357.050	COIN CHUTE BOTTOM BLACK FONDO CONDOTTO MONETE NERO
	33		0701.R29	KEY KA 35 CHIAVE VIRO KA 35 X SERRAT.S
	34		9111.391	LEVER FOR LOCK SCARPETTA X SERRATURA
	35	 ПІД ЗАМОВЛЕННЯ	1603.178	DOOR SEAL BP36 DOOR SEAL BP36
	36	 ПІД ЗАМОВЛЕННЯ	1603.045.050	PROFILE LOWER SUPPORT PROFILE LOWER SUPPORT
	37	 ПІД ЗАМОВЛЕННЯ	U109.042	SCREW AUT.TCB 3,9X38 SCREW AUT.TCB 3,9X38

Model Machine

MACSAE045



























BREAK POINT 36

	38		1603.043.050	LOCK SIDE PROFILE <i>LOCK SIDE PROFILE</i>
	39		11008904	PLATE FOR LOCK RIELDA MOD. <i>PLATE FOR LOCK RIELDA MOD.</i>
	40		11002480	THICKNESS FOR LOCK BEIGE MET. <i>THICKNESS FOR LOCK BEIGE MET.</i>
	40		1602.047.840	THICKNESS FOR LOCK <i>THICKNESS FOR LOCK</i>
	41		1603.122	HORIZONTAL INSUL.FOR DRAWER PRODUCE <i>HORIZONTAL INSUL.FOR DRAWER PRODUCE</i>
	42		1603.123	VERTICAL INSUL. FOR DRAWER PRODUCE <i>VERTICAL INSUL. FOR DRAWER PRODUCE</i>
	43		U109.003	SCREW TCB 3,5X9,5 DIN 7981 C NICK <i>SCREW TCB 3,5X9,5 DIN 7981 C NICK</i>
	44		1602.019	MICRO PLATE <i>MICRO PLATE</i>
	45		U143.021	SCREW SPECIAL 4,8X9,5 SELF TAP. <i>SCREW SPECIAL 4,8X9,5 SELF TAP.</i>
	46		11003803	LOCK RIELDA WITH HANDLE A 'T' <i>SERRATURA RIELDA CON MANIGLIA A T</i>
	46		NV02.091	LOCK MERONI MG5 <i>SERRATURA MERONI MG5</i>
	47		1602.R02	KEY FOR MERONILOCK <i>KEY FOR MERONILOCK</i>
	47		NV02.243	KEY RIELDA AJ306A <i>KEY RIELDA AJ306A</i>
	48		11002487	DOOR ASSEMBLY BEIGE MET. <i>DOOR ASSEMBLY BEIGE MET.</i>

Model Machine

MACSAE045





























BREAK POINT 36

	48		11023427	DOOR ASSEMBLY BLK <i>DOOR ASSEMBLY BLK</i>
	48		1603.113.840	DOOR ASS. <i>DOOR ASS.</i>
	49		148601300	WIRE CLAMP <i>WIRE CLAMP</i>
	50		NE13.022	COPPER RIVET D.4 WITH TONGUE 6,3 <i>COPPER RIVET D.4 WITH TONGUE 6,3</i>
	51		NE13.086	RIVET <i>RIVET</i>
	52		1603.044.050	HINGE SIDE PROFILE <i>HINGE SIDE PROFILE</i>
	53		11002728	LOWER PANEL OUTSIDE SERIG. <i>PANNELLO ESTERNO INFERIORE SERIGRAFATO</i>
	53		1603.110.860	LOWER EXTERNAL PANEL <i>LOWER EXTERNAL PANEL</i>
	54		11002495	INCLINED FRONT PROFILE RED <i>PROFILO FRONTALE INCLINATO ROSSO</i>
	54		1603.085.860	INCLINED FRONT PROFILE <i>INCLINED FRONT PROFILE</i>
	55		1603.037	REINFORCEMENT FOR PANEL INFERIOR <i>REINFORCEMENT FOR PANEL INFERIOR</i>
	56		1602.602	INTERFACE CARD WITH DISPLAY BP56 <i>SCHEDA INTERF. C/DISPLAY X BP56</i>
	57		1601.138	PROTECTION FOR GUM DISPLAY <i>PROTECTION FOR GUM DISPLAY</i>

Model Machine

MACSAE045





























BREAK POINT 36

	58		1602.051	GLASS FOR DISPLAY <i>VETRINO X DISPLAY</i>
	59		1601.615	FLAT-CABLE DISPLAY CARD <i>FLAT-CABLE SCHEDA DISPLAY</i>
	60		11002497	UPPER EXTERNAL PANEL RED <i>UPPER EXTERNAL PANEL RED</i>
	60		1603.109.860	UPPER EXTERNAL PANEL <i>UPPER EXTERNAL PANEL</i>
	61		11002486	PROFILE EXTERNAL PLANE BEIGE MET. <i>PROFILE EXTERNAL PLANE BEIGE MET.</i>
	61		11023428	PROFILE EXTERNAL PLANE GRY <i>PROFILE EXTERNAL PLANE GRY</i>
	61		1603.084.840	PROFILE EXTERNAL PLANE <i>PROFILE EXTERNAL PLANE</i>
	62		11002483	TOUCH PANEL SIDE PANEL BEIGE MET. <i>PANNELLO LATERALE TASTIERA BEIGE MET.</i>
	62		11023492	TOUCH PANEL SIDE PANEL BLK <i>TOUCH PANEL SIDE PANEL BLK</i>
	62		1602.098.840	TOUCH PANEL SIDE PANEL <i>TOUCH PANEL SIDE PANEL</i>
	63		1602.222	TILE FOR SAECO CARD <i>TILE FOR SAECO CARD</i>
	64		11002482	CHANGE PANEL BEIGE MET <i>PANNELLO RESTI BEIGE MET.</i>
	64		11023500	CHANGE PANEL BLK <i>CHANGE PANEL BLK</i>
	64		1602.097.840	CHANGE PANEL <i>CHANGE PANEL</i>

Model Machine

MACSAE045



























BREAK POINT 36

	65		11002484	LOW SIDE PANEL BEIGE MET. <i>LOW SIDE PANEL BEIGE MET.</i>
	65		11023501	LOW SIDE PANEL BLK <i>LOW SIDE PANEL BLK</i>
	65		1602.246.840	LOW SIDE PANEL <i>LOW SIDE PANEL</i>
	66		U143.016	SCREW TORX TCB 3,5X9,5 BLACK <i>BULLONE TORX TCB 3,5X9,5 NERO</i>
	67		1603.R01.840	WHOLE DOOR <i>WHOLE DOOR</i>
	67		20000523	DOOR ASSEMBLY BP36 BEIGE <i>DOOR ASSEMBLY BP36 BEIGE</i>
	68		11002488	UPPER PANEL BEIGE MET. <i>UPPER PANEL BEIGE MET.</i>
	68		11023490	UPPER PANEL BLK <i>UPPER PANEL BLK</i>
	68		1603.114.840	UPPER PANEL <i>UPPER PANEL</i>
	69		11002481	COIN BOX SIDE PANEL BEIGE MET. <i>COIN BOX SIDE PANEL BEIGE MET.</i>
	69		11023491	COIN BOX SIDE PANEL BLK <i>COIN BOX SIDE PANEL BLK</i>
	69		1602.075.840	COIN BOX SIDE PANEL <i>COIN BOX SIDE PANEL</i>
	70		15000325	ITALIAN TIME LABEL D=60MM <i>ITALIAN TIME LABEL D=60MM</i>
	71		11002492	UPPER TOUCH PANEL BEIGE MET <i>UPPER TOUCH PANEL BEIGE MET</i>

Model Machine

MACSAE045





























BREAK POINT 36

	71		11023502	UPPER TOUCH PANEL BLK <i>UPPER TOUCH PANEL BLK</i>
	71		1602.122.860	UPPER TOUCH PANEL <i>UPPER TOUCH PANEL</i>
	72		U208.004	TOOTHED WASHER 3,8X7,5 UNI 3703 B <i>TOOTHED WASHER 3,8X7,5 UNI 3703 B</i>
	73		11002960	BUBBLE TYPE TOUCH PANEL RESTYLING <i>TASTIERA A BOLLE RESTYLING</i>
	73		11023504	BUBBLE TYPE TOUCH PANEL SMERALDO BLK <i>BUBBLE TYPE TOUCH PANEL SMERALDO BLK</i>
	73		1602.601	BUBBLE TYPE TOUCH PANEL <i>TASTIERA A BOLLE</i>
	74		U302.003	МЕТАЛЕВА ГАЙКА M4 UNI 5588 ZNP <i>DADO ESAGONALE M4 UNI 5588 ZNP</i>
	75		11002494	PROTECTION FOR COINS INTRO REDRAL 3003 <i>PROTECTION FOR COINS INTRO RED RAL 3003</i>
	75		11023505	PROTECTION FOR COINS INTRO GRY <i>PROTECTION FOR COINS INTRO GRY</i>
	75		1602.202.930	PROTECTION FOR INTRODUCTION COIN <i>PROTECTION FOR INTRODUCTION COIN</i>
	76		11000244	PANEL <i>PANEL</i>
	76		11002491	LOWER TOUCH PANEL BEIGE MET. <i>LOWER TOUCH PANEL BEIGE MET.</i>
	76		11023503	LOWER TOUCH PANEL BLK <i>LOWER TOUCH PANEL BLK</i>

Model Machine

MACSAE045























BREAK POINT 36

	77		11002493	CHANGE BUTTON RED RAL 3003 <i>CHANGE BUTTON RED RAL 3003</i>
	77		11023506	CHANGE BUTTON GRY <i>CHANGE BUTTON GRY</i>
	77		1602.123.930	CHANGE BUTTON VIOLET <i>CHANGE BUTTON VIOLET</i>
	78		9111.355	SPRING FOR CHANGE BUTTON <i>MOLLA X PULSANTE RENDIRESTO</i>
	79		U701.003	SNAP RING 7 UNI 7434 <i>ANELLO ELASTICO 7 UNI 7434</i>
	80		1602.124	TRANSPARENT SIDE PANEL <i>TRANSPARENT SIDE PANEL</i>
	81		1602.020	PANEL FOR SAECO CARD <i>PANEL FOR SAECO CARD</i>
	82		0870.123.860	COIN RECOVERY DUCT FRONT PLATEGRY E3303 <i>MOSTRINA CONDOTTO RECUPERO MONETE</i>
	82		11001737	COIN RECOVERY DUCT FRONT PLATEBEIGE <i>MOSTRINA CONDOTTO RECUPERO MONETE BEIGE</i>
	82		11022693	COIN RECOVERY DUCT FRONT PLATEBLK <i>COIN RECOVERY DUCT FRONT PLATE BLK</i>
	83		11004614	PLATE FOR BANKNOTE READERS BEIGE <i>PIASTRA XLETTORE DI BANCONOTE M125 BEI</i>
	83		11004615	PLATE FOR READERS J.C.M.M EBA-01 BEIGE <i>PLATE FOR READERS J.C.M.M EBA -01 BEIGE</i>
	83		11004616	PLATE FOR READERS SMILE KC-VC1BEIGE <i>PLATE FOR READERS SMILE KC-VC1 BEIGE</i>
	83		11004617	PLATE FOR COINCO READ BEIGE <i>PLATE FOR COINCO READ BEIGE</i>

Model Machine

MACSAE045

BREAK POINT 36

	83		11023416	PLATE FOR BANKNOTE READERS BLK <i>PLATE FOR BANKNOTE READERS BLK</i>
	83		11023417	PLATE FOR READERS J.C.M.M.EBA-01 BLK <i>PLATE FOR READERS J.C.M.M.EBA-01 BLK</i>
	83		11023418	PLATE FOR READERS SMILE KC-VC1BLK <i>PLATE FOR READERS SMILE KC-VC1BLK</i>
	83		11023419	PLATE FOR COINCO READ BLK <i>PLATE FOR COINCO READ BLK</i>
	83		1602.014.840	PLATE FOR BANKNOTE READERS <i>PLATE FOR BANKNOTE READERS</i>
	83		1602.015.840	PLATE FOR READERS J.C.M.M.EBA-01 <i>PLATE FOR READERS J.C.M.M.EBA -01</i>
	83		1602.016.840	PLATE FOR READERS SMILE KC-VC1 <i>PLATE FOR READERS SMILE KC-VC1</i>
	83		1602.028.840	PLATE FOR BLUE GLITTER COINCO READ <i>PLATE FOR BLUE GLITTER COINCO READ</i>
	84		9110.080	COIN CASE ASS. <i>COIN CASE ASS.</i>
	85		12001540	ELECTRONIC BOARD DISPLAY C216W01NTWR23 <i>ELECTRONIC BOARD DISPLAY C216W01NTWR23</i>
	86		12001439	INTERFACE CARD SMERALDO36 <i>INTERFACE CARD SMERALDO36</i>

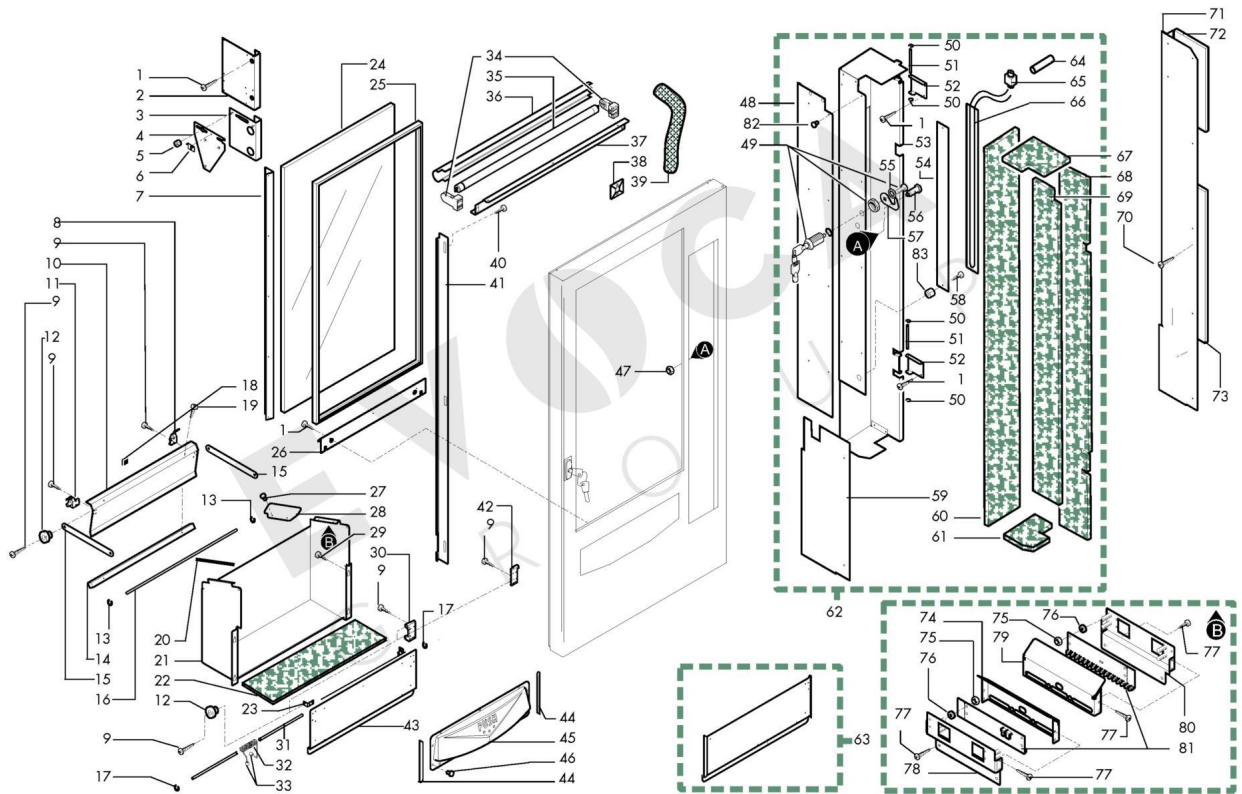
Model Machine

MACSAE045

BREAK POINT 36

MACSAE045.T.0002

TAVOLA NR. 2 - ARTICOLO BREAK POINT 36



Model Machine

MACSAE045

BREAK POINT 36

Web Pos. Foto Item - Replace by Description



Press - CTRL + CLICK go to item in a new window

Натисніть - Ctrl + права кнопка миші щоб відкрити запчастину в новому вікні



1




U109.003

SCREW TCB 3,5X9,5 DIN 7981 C NICK
SCREW TCB 3,5X9,5 DIN 7981 C NICK



2




11003185

SUPPORT PLATE ELECTRONICS CARD
SUPPORT PLATE ELECTRONICS CARD



3




1602.182

PLATE FOR COFFEEGRINDER GREY
PLATE FOR COFFEEGRINDER GREY



4



9111.532

PLATE ASS FOR COIN BOX
PLATE ASS FOR COIN BOX



5



9111.331

KNURLED FEMALE HAND BOLT M5
GODRONE FEMMINA M5



6




9111.384

COIN BOX FIXING BRACKET
SQUADRETTA BLOCCAGGIO GETT.



7



1603.038

LATERAL FRAME
LATERAL FRAME



8



1602.215.050

SUPPORT SX DOOR
SUPPORTO SX SPORTELLLO ANTIFURTO



9



U116.006

SCREW AUT.PT TCB 3,5X12 WN 1441 ZNP
VITE AUT.PT TCB 3,5X12 WN 1441 ZNP



10



11012583

DOOR
DOOR



11




1602.205.050

SUPPORT DX DOOR
SUPPORTO DX SPORTELLLO ANTIFURTO



12




1602.147

BUSH FOR DOOR CONNECTING ROD
BUSH FOR DOOR CONNECTING ROD



13































U701.011

STEEL SNAP RING 5 UNI 7434
ANELLO ELASTICO 5 UNI 7434

Model Machine

MACSAE045



























BREAK POINT 36

	14		1603.106.050	COUNTERWEIGHT BACK DOOR <i>COUNTERWEIGHT BACK DOOR</i>
	15		1602.105	DOOR CONNECTING ROD <i>BIELLA SPORTELLO</i>
	16		1603.067	BACK DOOR AXIS <i>BACK DOOR AXIS</i>
	17		U701.003	SNAP RING 7 UNI 7434 <i>ANELLO ELASTICO 7 UNI 7434</i>
	18		NV01.007	РЕЗИНОВА НАКЛЕЙКА 1 ШТ <i>PIEDINO ADESIVO</i>
	19		129824002	TCB SCREW M4X10 UNI 7687 ZNP <i>VITE TCB M4X10 UNI 7687 ZNP</i>
	20		1603.064.050	LEFT PRODUCTS DEVIATOR PLATE <i>LEFT PRODUCTS DEVIATOR PLATE</i>
	21		1603.179.050	PRODUCT RECOVERY DRAWER MOD. <i>PRODUCT RECOVERY DRAWER MOD.</i>
	22		1603.071	MAT FOR PRODUCTS DRAWER <i>MAT FOR PRODUCTS DRAWER</i>
	23		1602.106	DOOR BRACKET <i>DOOR BRACKET</i>
	24		1603.194	DOOR GLASS BP36 <i>DOOR GLASS BP36</i>
	25		1603.081.050	GLASS SEAL <i>GLASS SEAL</i>
	26		1603.083	FRAME <i>FRAME</i>
	27		NF11.022	EXPANSION RIVET D=2,8X8 ALU. BLACK <i>EXPANSION RIVET D=2,8X8 ALU. BLACK</i>

Model Machine

MACSAE045





























BREAK POINT 36

	28		1603.125.050	RIGHT PRODUCTS DEVIATOR PLATE <i>RIGHT PRODUCTS DEVIATOR PLATE</i>
	29		U005.008	SCREW TE M6,0X20 UNI 5739 GALV. <i>SCREW TE M6,0X20 UNI 5739 GALV.</i>
	30		1603.167.050	SUPPORT SX DOOR PUSH <i>SUPPORT SX DOOR PUSH</i>
	31		1603.062	FRONT DOOR AXIS <i>FRONT DOOR AXIS</i>
	32		1602.213	SPRING X PRODUCTS COLLECTION SPACE <i>SPRING X PRODUCTS COLLECTION SPACE</i>
	33		NV01.008	HOOD FOR DISPEN.COMPARTMENT SPRING <i>HOOD FOR DISPEN.COMPARTMENT SPRING</i>
	34		NE13.057	LAMP HOLDER <i>LAMP HOLDER</i>
	35		NE13.067	FLOURESCENT.TUBE L.450 <i>TUBO FLUORESCENTE L=450</i>
	36		1603.098	NEON COVER <i>NEON COVER</i>
	37		1603.097	NEON SUPPORT <i>NEON SUPPORT</i>
	38		148601300	WIRE CLAMP <i>WIRE CLAMP</i>
	39		0801.186	SHEATH FOR CABLES <i>GUAINA X CAVI</i>
	40		0871.126	SCREW FOR LOCK ROD <i>SCREW FOR LOCK ROD</i>

Model Machine

MACSAE045





























BREAK POINT 36

	41		1603.080	LOCK BAR <i>LOCK BAR</i>
	42		1603.168.050	SUPPORT SX DOOR PUSH <i>SUPPORT SX DOOR PUSH</i>
	43		11012581	PUSH DOOR BLACK 8/10 <i>PUSH DOOR BLACK 8/10</i>
	44		1602.187	INSULATION ON PANEL PUSH <i>INSULATION ON PANEL PUSH</i>
	45		11002496	PUSH PANEL RED RAL 3003 <i>PANNELLO PUSH ROSSO RAL 3003</i>
	45		11023429	PUSH PANEL BLK <i>PUSH PANEL BLK</i>
	45		1603.108.930	"PUSH " PANEL VIOLET <i>PANNELLO "PUSH" VIOLA</i>
	46		NF11.015	EXPANSION RIVET D=2,8X8 ALU. <i>RIVETTO AD ESPANS. D=2,9X9 A</i>
	47		U324.003	NUT M5 FLANGED INDENTED BASE <i>NUT M5 FLANGED INDENTED BASE</i>
	48		1603.197	INOX. PLATE FOR BELT GUARD <i>INOX. PLATE FOR BELT GUARD</i>
	49		NV02.095	DOOR LOCK VIRO <i>DOOR LOCK VIRO</i>
	50		U701.006	ФІКСУЮЧА СКОБА 3,2 (ЗАПІЗО) SAECO <i>ANELLO ELASTICO 3,2</i>
	51		9111.525	PIVOT FOR BELT GUARD HINGE <i>PIVOT FOR BELT GUARD HINGE</i>
	52		9111.523	HINGE FOR LATERAL BELT GUARD <i>HINGE FOR LATERAL BELT GUARD</i>

Model Machine

MACSAE045



























BREAK POINT 36

	53		1603.196	CASING CASING
	54		1602.247	SUPPORT PLATE SUPPORT PLATE
	55		U208.006	TOOTHED WASHER 6,4X11 UNI 3703 ROSETTA DENT. 6,4X11 UNI 3
	56		9111.582	PIN FOR CARTER LOCK PIN FOR CARTER LOCK
	57		9111.581	LEVER LOCK FOR ELECTRONIC CARTER LEVER LOCK FOR ELECTRONIC CARTER
	58		U109.005	SCREW AUT.TCB 3,5X16 DIN 7981C VITE AUT.TCB 3,5X16 DIN 798
	59		1603.198	INOX. PLATE INOX. PLATE
	60		1603.134	UPPER INSULATOR BACK X CARTERSIDE UPPER INSULATOR BACK X CARTER SIDE
	61		1602.181	GUARD GUARD
	62		1603.R05	KIT SIDE CARTER BP36 KIT SIDE CARTER BP36
	63		1603.R08.050	DOOR ASS. PUSH DOOR ASS. PUSH
	64		11008070	SHEATH SILICONE GLASS FOR HEATELEMENT SHEATH SILICONE GLASS FOR HEATELEMENT
	65		NE13.099	CLAMP CLAMP
	66		NE12.015	HEAT ELEMENT IRCA 24V 17W HEAT ELEMENT IRCA 24V 17W

Model Machine

MACSAE045

BREAK POINT 36

	67		1602.177	UPPER INSULATOR FOR CARTER SIDE <i>UPPER INSULATOR FOR CARTER SIDE</i>
	68		1603.132	UPPER INSULATOR RIGHT CARTER SIDE <i>UPPER INSULATOR RIGHT CARTER SIDE</i>
	69		1603.133	UPPER INSULATOR LEFT CARTER SIDE <i>UPPER INSULATOR LEFT CARTER SIDE</i>
	70		U127.011	SCREW TAPT.TCB M5,0X8 DIN 7500C <i>SCREW TAPT.TCB M5,0X8 DIN 7500C</i>
	71		1603.036	DOOR VERTICAL INNER DIVISION <i>DOOR VERTICAL INNER DIVISION</i>
	72		1603.120	ABOVE CARD INSULATOR <i>ABOVE CARD INSULATOR</i>
	73		1603.121	UNDER CARD INSULATOR <i>UNDER CARD INSULATOR</i>
	74		1602.251.050	PROTECTION PHOTOELECTRIC CELLCARD LEFT <i>PROTECTION PHOTOELECTRIC CELL CARD LEFT</i>
	75		NF11.047	NUT M4 H.4,5 IN PLASTIC <i>NUT IN PLASTIC</i>
	76		NE18.022	SPACER 4,2X8X7,5 PA 6-6 <i>SPACER RICHCO SS08-07.5 MM</i>
	77		U110.004	SCREW AUT.TCB 3,5X6,5 DIN 7981F <i>VITE AUT.TCB 3,5X6,5 DIN 7981 F NIK</i>
	78		1602.265.050	SUPPORT <i>SUPPORT</i>
	79		1602.252.050	PROTECTION PHOTOELECTRIC CELLCARD RIGHT <i>PROTECTION PHOTOELECTRIC CELL CARD RIGHT</i>

Model Machine

MACSAE045

BREAK POINT 36

	80		1602.264.050	SUPPORT <i>SUPPORT</i>
	81		1602.A29	ПЛАТА ФТОЕЛЕКТРИЧНИЙ SAECO ALISEO CORALLO BREAK POINT <i>ASS.PHOTOELECTRIC CELL</i>
	82		NF11.026	EXPANSION RIVET D.3,9X8 ALU. <i>RIVETTO AD ESPANSIONE D.3,9X8 ALL.</i>
	83		1602.146	BUSH FOR DOOR PIN <i>BUSH FOR DOOR PIN</i>

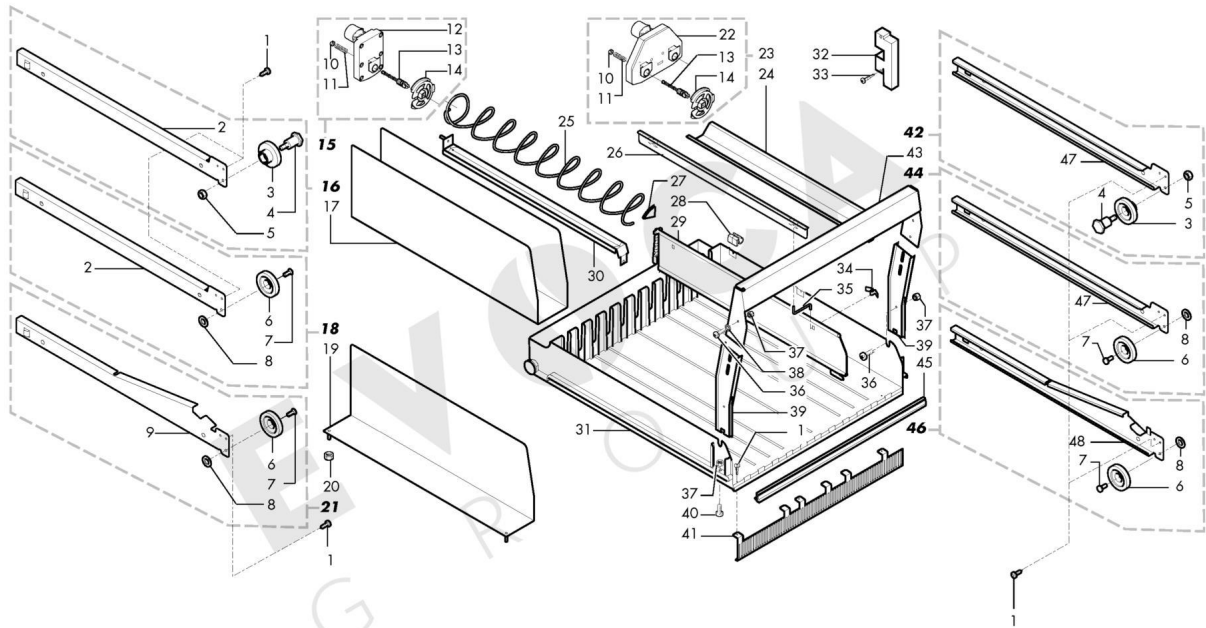
Model Machine

MACSAE045

BREAK POINT 36

MACSAE045.T.0003

TAVOLA NR. 3 - ARTICOLO BREAK POINT 36



Model Machine

MACSAE045

BREAK POINT 36

Web Pos. Foto Item - Replace by Description



Press - CTRL + CLICK go to item in a new window
Натисніть - Ctrl + права кнопка миші щоб відкрити запчастину в новому вікні



1




U143.022

SCREW T.M.T. K.F.R. 3,5X9,5 ZNP
VITE T.M.T. K.F.R. 3,5X9,5 ZNP



2



9111.436.050

LEFT STD GUIDE IN SH.METAL FORCOOL
LEFT STD GUIDE IN SH.METAL FOR COOL



3



9111.251.050

WHEEL FOR GUIDE BLACK
ROTELLA X GUIDE NERO



4



9111.271

МЕТАЛЕВИЙ ГВИНТ ДЛЯ КОЛИЩАТ SAECO
PERNO X ROTELLE



5




U302.001

NUT HEXAGONAL M5 UNI 5588
DADO ESAGONALE M5 UNI 5



6



9111.435

BEARING TRIC T28F5 COSMEC
CUSCINETTO TRIC T28F5 COSMEC



7




NF11.064

EXPANSION RIVET D.4,8X18 ALU.
RIVETTO AD ESPANSIONE D.4,8X



8




U207.009

PLAIN WASHER 5,5X15 UNI 6593 GA
PLAIN WASHER 5,5X15 UNI 6593 GA



9



9111.443.050

LEFT INCLINED GUIDE IN SH.MET.FOR
LEFT INCLINED GUIDE IN SH.MET. FOR



10



9111.250.050

RETAINER FOR SPIRAL MOTOR SHAFT BL
FERMO X ALBERO MOTORE SPIRALE NERO



11



9111.504

SPRING FOR SPIRALS MOTOR
MOLLA X MOTORE SPIRALE MAGG



12

9121.192.00P

RATIOMOTOR SINGLE 24V
MOTORIDUTTORE SINGOLO 24V KENTA



13































9111.247.050

SHAFT FOR SPIRALS MOTOR BLACK
ALBERO X MOTORE SPIRALI NERO

Model Machine

MACSAE045



























BREAK POINT 36

	14		9111.248.050	RING NUT FOR LEFT -RIGHT SPIRAL BL <i>GHIERA X SPIRALE DX-SX NERO</i>
	15		9120.030.00P	RATIOMOTOR SINGLE 24 <i>ASS.MOTORIDUTTORE FIDER SINGLE</i>
	16		9110.081	GUIDE ASS. <i>GUIDE ASS.</i>
	17		9111.484.050	BOTTLES SEPARATOR <i>SEPARATORE X BOTTIGLIE LAMIERA</i>
	18		9110.083	GUIDE ASS. <i>GUIDE ASS.</i>
	19		9111.490.050	BOTTLES SEPARATOR <i>SEPARATORE L X BOTTIGLIE</i>
	20		U324.006	ШАЙБА M4 <i>NUT M4 FLANGED INDENTED BASE</i>
	21		9110.085	GUIDE ASS. <i>GUIDE ASS.</i>
	22		9121.193.00P	RATIOMOTOR DOUBLE 24V <i>MOTORIDUTTORE DOPPIO 24V</i>
	23		9120.031.00P	МОТОРИДУКТОР RATIOMOTOR ASS.SNACK DOUBLE 24V SAECO 9120.0... <i>RATIOMOTOR ASS.SNACK DOUBLE 24V</i>
	24		9111.460.050	SHEET METAL GUIDE FOR SPIRALS <i>SHEET METAL GUIDE FOR SPIRALS</i>
	25		11009444	DISTRIB. SPIRAL D.65 P60 RIGHT <i>DISTRIB. SPIRAL D.65 P60 RIGHT</i>
	25		11009445	DISTRIB. SPIRAL D.65 P60 LEFT <i>DISTRIB. SPIRAL D.65 P60 LEFT</i>
	25		9111.254.940	SPIRAL D.70 P 75 RIGHT CHROME <i>SPIRAL D.70 P 75 RIGHT CHROME</i>

Model Machine

MACSAE045





























BREAK POINT 36

	25		9111.275.940	DISTRIB. SPIRAL D.65 P35 LEFTCH <i>DISTRIB. SPIRAL D.65 P35 LEFT CH</i>
	25		9111.276.940	DISTRIB. SPIRAL D.65 P24 LEFTCH <i>СПИРАЛЬ ПРОДУКТА</i>
	25		9111.277.940	DISTRIB. SPIRAL D.65 P45 LEFTCH <i>SPIRALE DISTRIB. D.65 P45 SX CROMO</i>
	25		9111.278.940	DISTRIB. SPIRAL D.65 P75 LEFTCH <i>DISTRIB. SPIRAL D.65 P75 LEFT CH</i>
	25		9111.279.940	DISTRIB. SPIRAL D.65 P35 RIGHTC <i>SPIRALE DISTRIB. D.65 P35 DX CROMO</i>
	25		9111.280.940	DISTRIB. SPIRAL D.65 P24 RIGHTC <i>SPIRALE DISTRIB. D.65 P24 DX CROMO</i>
	25		9111.281.940	DISTRIB. SPIRAL D.65 P45 RIGHTC <i>SPIRALE DISTRIB. D.65 P45 DX CROMO</i>
	25		9111.282.940	СПИРАЛЬ ВИДАЧІ ТОВАРУ ПРАВА D.65 P75 C C <i>DISTRIB. SPIRAL D.65 P75 RIGHT C</i>
	25		9111.584.940	DISTRIB. SPIRAL D.65 P20 RIGHTC <i>DISTRIB. SPIRAL D.65 P20 RIGHT C</i>
	25		9111.600.940	DISTRIB. SPIRAL D.65 P17 <i>DISTRIB. SPIRAL D.65 P17</i>
	25		9111.603.940	SPIRAL D.70 P 90 RIGHT <i>SPIRAL D.70 P 90 RIGHT</i>
	25		9111.604.940	SPIRAL D.65 P 40 RIGHT <i>SPIRALE D.65 P 40 DX</i>
	25		9111.605.940	SPIRAL D.65 P 57 RIGHT <i>SPIRALE D.65 P 57 DX</i>

Model Machine

MACSAE045























BREAK POINT 36

	25		9111.608.940	SPIRAL D.65 P 85 RIGHT <i>SPIRAL D.65 P 85 RIGHT</i>
	25		9111.611.940	SPIRAL D.65 P 50 RIGHT <i>SPIRALE D.65 P 50 DX</i>
	26		9111.440.050	PARALLELOGRAM IN PLASTICS <i>PARALLELOGRAM IN PLASTICS</i>
	27		9111.292.050	TONGUE FOR SPIRAL <i>UNGHIA X SPIRALE</i>
	28		9111.429.050	CLIP FOR SPIRALS DRAWER CABLES <i>CLIP X CAVI CASSETTO SPIRALI</i>
	29		9111.431.050	DIVIDER FOR PRODUCTS DRAWER <i>SEPARATORE X CASSETTO SPIRALI</i>
	30		9111.461.050	BRIDGE FOR BOTTLES/TINS <i>PONTE X BOTTIGLIE/LATTINE NERO</i>
	31		9111.444.050	PRODUCTS DRAWER 6 SPIRALS <i>PRODUCTS DRAWER 6 SPIRALS</i>
	32		9111.465.050	SHROUD FOR DRAWER CONNECTORS <i>SHROUD FOR DRAWER CONNECTORS</i>
	33		U142.007	PANELVIT TSP 3,0X10 DIN 7505 AGAL <i>PANELVIT TSP 3,0X10 DIN 7505 A GAL</i>
	34		9111.438	SHEET TO FIX SUPP.PARALLELOGRAM <i>SHEET TO FIX SUPP.PARALLELOGRAM</i>
	35		9111.439	SPRING FOR PARALLELOGRAM <i>SPRING FOR PARALLELOGRAM</i>
	36		U043.028	SCREW TCBC M3,0X10 UNI 7687 GALV. <i>SCREW TCBC M3,0X10 UNI 7687 GALV.</i>
	37		U302.002	NUT HEXAGONAL M3 UNI 5588 <i>NUT HEXAGONAL M3 UNI 5588</i>

Model Machine

MACSAE045

BREAK POINT 36

	38		U201.001	PLAIN WASHER 3,2X9 DIN 7349 GALV. <i>PLAIN WASHER 3,2X9 DIN 7349 GALV.</i>
	39		9111.432.050	PLASTIC SUPPORT FOR CONTRAST ROD <i>PLASTIC SUPPORT FOR CONTRAST ROD</i>
	40		129854021	TSP SCREW M4X8 UNI 7688 SS <i>TSP SCREW M4X8 UNI 7688 SS</i>
	41	 ПІД ЗАМОВЛЕННЯ	11012773	PROTECTION UNDER DRAWER 8/10 <i>PROTECTION UNDER DRAWER 8/10</i>
	42	 Liberty	9110.082	GUIDE ASS. <i>GUIDE ASS.</i>
	43	 ПІД ЗАМОВЛЕННЯ	9111.480.050	РУЧКА ШУХЛЯДА ДЛЯ ТОРГОВІ АВТОМАТИ SAECO <i>BOTTLES CONTRAST ROD 6SP BLACK</i>
	44	 ПІД ЗАМОВЛЕННЯ	9110.084	GUIDE ASS. <i>GUIDE ASS.</i>
	45	 ПІД ЗАМОВЛЕННЯ	9111.515.050	CH. LABEL HOLDER PROFILE <i>PROFILO PORTAETICHETTE MOD</i>
	46	 ПІД ЗАМОВЛЕННЯ	9110.086	GUIDE ASS. <i>GUIDE ASS.</i>
	47		9111.442.050	RIGHT STD GUIDE IN SH.METAL FOR COO <i>RIGHT STD GUIDE IN SH.METAL FOR COO</i>
	48	 ПІД ЗАМОВЛЕННЯ	9111.437.050	RIGHT INCLINED GUIDE IN SH.MET.FOR <i>RIGHT INCLINED GUIDE IN SH.MET.FOR</i>

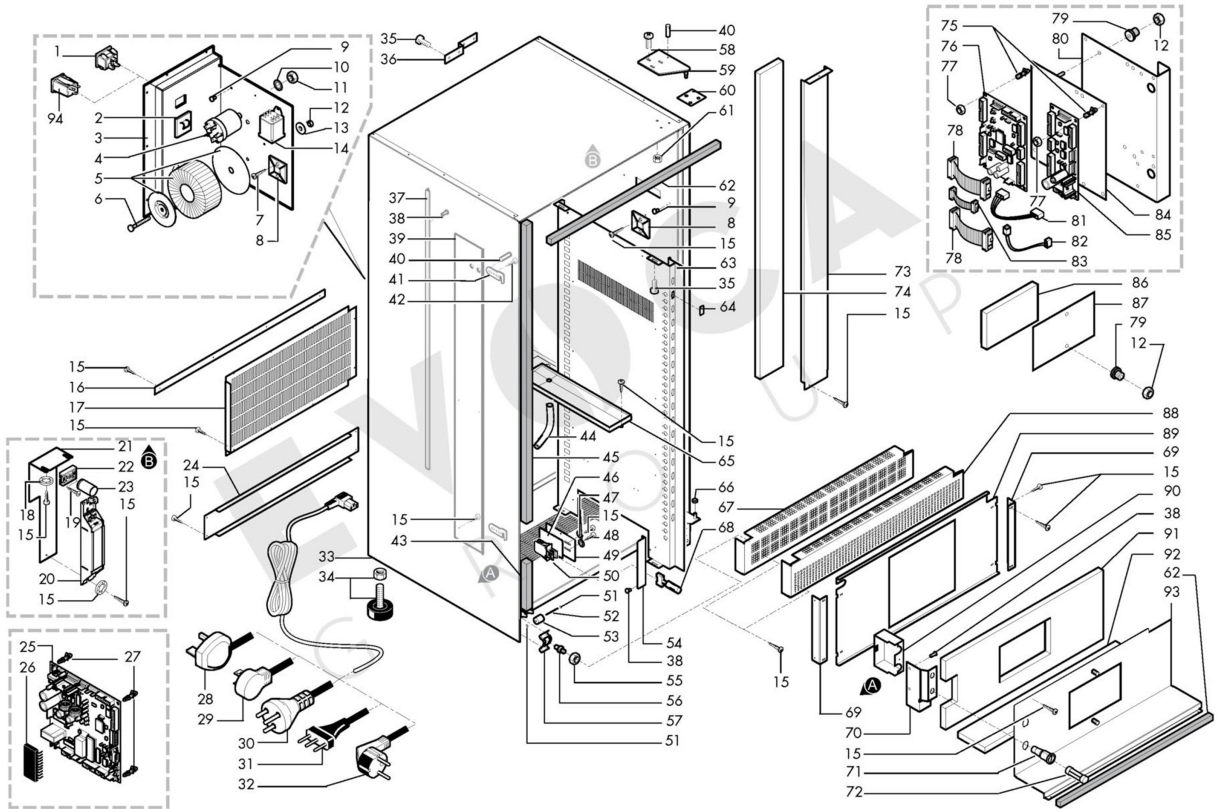
Model Machine

MACSAE045

BREAK POINT 36

MACSAE045.T.0004

TAVOLA NR. 4 - ARTICOLO BREAK POINT 36



Model Machine

MACSAE045

BREAK POINT 36

Web Pos. Foto Item - Replace by Description































Press - CTRL + CLICK go to item in a new window
Натисніть - Ctrl + права кнопка миші щоб відкрити запчастину в новому вікні

	1		NE13.013	CUP SOCKET EN 60320 C 13 CUP SOCKET EN 60320 C 13
	2		NE17.002	ADH.CABLE RETAI.ROUND CABLE D=10MM ADH.CABLE RETAI.ROUND CABLE D=10MM
	3		1602.169	TANK ELECTRICAL SOCKET TANK ELECTRICAL SOCKET
	4		184651100	ANTIDISTURB FILTER 0,47X2+1000Y2+0,5L ANTIDISTURB FILTER 0,47X2+1000Y2+0,5L
	5		NE19.007	SPIRAL TRANSFORMER TRASFORMATORE X DA A SPIRALI
	6		U043.026	SCREW TCBC M5,0X50 UNI 7687 GALV. SCREW TCBC M5,0X50 UNI 7687 GALV.
	7		U109.011	SCREW AUT.TCB 3,9X9,5 DIN 7981C SCREW AUT.TCB 3,9X9,5 DIN 7981 C
	8		148601300	WIRE CLAMP WIRE CLAMP
	9		NE13.022	COPPER RIVET D.4 WITH TONGUE 6,3 COPPER RIVET D.4 WITH TONGUE 6,3
	10		U208.009	TOOTHED WASHER 8,4X15 UNI 3703 TOOTHED WASHER 8,4X15 UNI 3703
	11		U302.007	NUT HEXAGONAL M8 UNI 5588 NUT HEXAGONAL M8 UNI 5588
	12		U302.001	NUT HEXAGONAL M5 UNI 5588 DADO ESAGONALE M5 UNI 5
	13		U207.013	PLAIN WASHER 6.5X18 UNI 6592 GALV PLAIN WASHER 6.5X18 UNI 6592 GALV

Model Machine

MACSAE045



























BREAK POINT 36

	14	 ПІД ЗАМОВЛЕННЯ	NE13.060	RELAY FINDER 230V/12V <i>RELAY FINDER 230V/12V</i>
	15		U109.003	SCREW TCB 3,5X9,5 DIN 7981 C NICK <i>SCREW TCB 3,5X9,5 DIN 7981 C NICK</i>
	16	 ПІД ЗАМОВЛЕННЯ	1603.094	REAR PROTECTION <i>REAR PROTECTION</i>
	17	 ПІД ЗАМОВЛЕННЯ	1603.011	MOTOR BACK PANEL <i>MOTOR BACK PANEL</i>
	18	 ПІД ЗАМОВЛЕННЯ	U208.004	TOOTHED WASHER 3,8X7,5 UNI 3703 B <i>TOOTHED WASHER 3,8X7,5 UNI 3703 B</i>
	19		U109.013	SCREW TCB 3,5X13 UNI 6954 NIK <i>SCREW TCB 3,5X13 UNI 6954 NIK</i>
	20		NE13.059.00A	POWER SUPPLY FOR NEON 18W <i>POWER SUPPLY FOR NEON 18W</i>
	20	 ПІД ЗАМОВЛЕННЯ	NE13.074	POWER SUPPLY MAGNETEK 6684020S1 <i>POWER SUPPLY MAGNETEK 6684020S1</i>
	21	 ПІД ЗАМОВЛЕННЯ	1603.090	SUPPORT PLATE NEON FEEDER <i>SUPPORT PLATE NEON FEEDER</i>
	22	 ПІД ЗАМОВЛЕННЯ	NE13.021	STARTER HOLDER <i>STARTER HOLDER</i>
	23		NE13.020	STARTER <i>STARTER</i>
	24	 ПІД ЗАМОВЛЕННЯ	1603.034	LOW BACK FASTENING <i>LOW BACK FASTENING</i>
	25	 ПІД ЗАМОВЛЕННЯ	1602.622	CPU CARD FOR BP36/56 M.L. <i>SCHEDA CPU X BP36/56 M.L.</i>
	26		1602.616	MEM.FLASH BP V.3.28.19/698A R14 I_F_GB_E <i>MEM.FLASH BP V.3.28.19/698A R14 I_F_GB_E</i>

Model Machine

MACSAE045





























BREAK POINT 36

	27		NE18.017	SPACER FOR CARD <i>SPACER FOR CARD</i>
	28		NE01.080	POWER CABLE UK PLUG EN 60320 C13 <i>POWER CABLE UK PLUG EN 60320 C13</i>
	29		NE01.105	CABLE USA 3P 16 AWG <i>CABLE USA 3P 16 AWG</i>
	30		NE01.093	CABLE ARGENTINA + PLUG EN60320C13 <i>CABLE ARGENTINA + PLUG EN60320 C13</i>
	31		NE01.051	CABLE SWITZERLAND WITH PLUG EN603 <i>CABLE SWITZERLAND WITH PLUG EN603</i>
	32		NE01.050	CABLE SCHUKO WITH PLUG EN60320C1 <i>CAVO SCHUKO CON SPINA EN60320 C13</i>
	33		11008440	WHOLE SKIMMED CARCASE BP36 8/10 <i>WHOLE SKIMMED CARCASE BP36 8/10</i>
	33		11023425	WHOLE SKIMMED CARCASE BLK <i>WHOLE SKIMMED CARCASE BLK</i>
	33		1603.A05.840	WHOLE SKIMMED CARCASE <i>WHOLE SKIMMED CARCASE</i>
	34		NV01.002	FOOT D.34 H.35 WITH NUT M10 <i>PIEDINO D.34 H.35 CON DADO M</i>
	35		U005.003	SCREW TE M6,0X12 UNI 5739 GALV. <i>SCREW TE M6,0X12 UNI 5739 GALV.</i>
	36		1603.112	REAR SPACER <i>REAR SPACER</i>
	37		1603.118.050	SPACER FOR DRAWER <i>SPACER FOR DRAWER</i>

Model Machine

MACSAE045





























BREAK POINT 36

	38		NF11.026	EXPANSION RIVET D.3,9X8 ALU. <i>RIVETTO AD ESPANSIONE D.3,9X8 ALL.</i>
	39	 ПІД ЗАМОВЛЕННЯ	1603.115	REFLECTING PLATE SIDE <i>REFLECTING PLATE SIDE</i>
	40		U406.005	ELASTIC PIN 1,5X14 UNI 6873 <i>ELASTIC PIN 1,5X14 UNI 6873</i>
	41	 ПІД ЗАМОВЛЕННЯ	1602.114	LOCK PLATE <i>LOCK PLATE</i>
	42	 ПІД ЗАМОВЛЕННЯ	U047.010	LOW CROSS SCREW TCB M6X16 ZNP <i>LOW CROSS SCREW TCB M6X16 ZNP</i>
	43	 ПІД ЗАМОВЛЕННЯ	1602.161	LOWER VERT.INSULATOR FOR DOOR <i>LOWER VERT.INSULATOR FOR DOOR</i>
	44	 ПІД ЗАМОВЛЕННЯ	9974.032	PVC TUBE 16X20 L.270 MM <i>PVC TUBE 16X20 L.270 MM</i>
	45	 ПІД ЗАМОВЛЕННЯ	1603.074	HIGH VERTICAL GASKET LOCK <i>HIGH VERTICAL GASKET LOCK</i>
	46	 ПІД ЗАМОВЛЕННЯ	1602.170	SPACER FOR DOOR MICRO <i>SPACER FOR DOOR MICRO</i>
	47		128310404	МЕТАЛЕВЕ УБЧАСТЕ КОЛИЩАТКО UNI 8842 A4 <i>WASHER UNI 8842 A4 BURNISHED</i>
	48		U109.037	SCREW AUT.TCB 4,8X13 DIN 7981C <i>VITE AUT.TCB 4,8X13 DIN 7981 C NIK</i>
	49	 ПІД ЗАМОВЛЕННЯ	11022469	PLATE FOR DOOR MICRO FIXING <i>PIASTRINO X FISSAGGIO MICRO PORTA 8/10</i>
	50		NE05.039	BIPOLAR MICROSWITCH <i>MICROINTERRUTTORE BIPOLARE</i>
	51		U701.001	SNAP RING 4 UNI 7434 <i>ANELLO ELASTICO 4 UNI 7434</i>

Model Machine

MACSAE045



























BREAK POINT 36

	52		1602.130	PIN FOR DOOR WHEEL <i>PIN FOR DOOR WHEEL</i>
	53		1602.131	DOOR WHEEL <i>DOOR WHEEL</i>
	54		1602.142	BRACKET FOR MOTOR COMPARTM. COVER <i>BRACKET FOR MOTOR COMPARTM. COVER</i>
	55		U324.003	NUT M5 FLANGED INDENTED BASE <i>NUT M5 FLANGED INDENTED BASE</i>
	56		NF11.041	PIN FOR SKIRTING <i>PIN FOR SKIRTING</i>
	57		NF11.042	CLIP FOR SKIRTING BAND PIN <i>CLIP FOR SKIRTING BAND PIN</i>
	58		U047.008	CAPSTAN SCREW WITH FRAME M6X20 <i>CAPSTAN SCREW WITH FRAME M6X20</i>
	59		11012100	UPPER HINGE BEI NEW <i>UPPER HINGE BEI NEW</i>
	59		11012101	UPPER HINGE BLU NEW <i>UPPER HINGE BLU NEW</i>
	59		11023520	UPPER HINGE SMERALDO BLK <i>UPPER HINGE SMERALDO BLK</i>
	60		1602.144	PLATE FOR DOOR HINGE <i>PLATE FOR DOOR HINGE</i>
	61		U324.004	NUT M6 FLANGED INDENTED BASE <i>DADO M6 FLANGIATO BASE DENTELLATA</i>
	62		1603.076	HIGH HORIZONTAL GASKET <i>HIGH HORIZONTAL GASKET</i>
	63		1603.181.050	INTERNAL DIVIDER <i>INTERNAL DIVIDER</i>

Model Machine

MACSAE045





























BREAK POINT 36

	64		9111.478.050	CAP FOR CONNECTORS REBATE <i>CAP FOR CONNECTORS REBATE</i>
	65		1602.052.050	TANK FOR EVAPORATOR <i>TANK FOR EVAPORATOR</i>
	66		1602.086	DOOR BUSHING <i>DOOR BUSHING</i>
	67		11000774	SKIRTING BAND BP36 PAINT <i>SKIRTING BAND BP36 PAINT</i>
	67		1603.033.840	LOW FRONT GRATE <i>LOW FRONT GRATE</i>
	68		NE05.040	KEY FOR MICRO <i>CHIAVE X MICRO</i>
	69		1603.059	BRACKET FOR CARTER INFERIOR <i>BRACKET FOR CARTER INFERIOR</i>
	70		1602.048	FUSE SUPPORT PLATE <i>FUSE SUPPORT PLATE</i>
	70		1602.201	FUSE SUPPORT PLATE MOD. <i>FUSE SUPPORT PLATE MOD.</i>
	71		NE13.016	FUSE HOLDER WITH SCREW ON CAP <i>PORTAFUSIBILE CON TAPPO A VITE</i>
	72		NE13.043	FUSE 6,3X32 6,3A 250V DELAYED <i>FUSE 6,3X32 6,3A 250V DELAYED</i>
	73		11008716	VERTICAL DIVIDER BP36 8/10 <i>VERTICAL DIVIDER BP36 8/10</i>
	74		1603.089	VERTICAL INSULATOR <i>VERTICAL INSULATOR</i>

Model Machine

MACSAE045















BREAK POINT 36

	75		NF11.048	SPACER FOR CPU CARD <i>SPACER FOR CPU CARD</i>
	76		11003217	AS.CPU+SW BP36/56 <i>AS.CPU+SW BP36/56</i>
	77		NF11.047	NUT M4 H.4,5 IN PLASTIC <i>NUT IN PLASTIC</i>
	78		11003105	16 POLES FLAT CABLE TOUCH PANEL <i>FLAT-CABLE 26 POLI TAST. /SEGNAL E I/O</i>
	79		9111.319.270	KNOB FOR ARM <i>KNOB FOR ARM</i>
	80	 ПІД ЗАМОВЛЕННЯ	11003185	SUPPORT PLATE ELECTRONICS CARD <i>SUPPORT PLATE ELECTRONICS CARD</i>
	81		11003104	CONNECTOR 4 POLE POWER SUPPLYCPU <i>CONNETTORE 4 POLI ALIM. CPU/POWER</i>
	82		11003107	POWER SUPPLY HARNESS SYSTEM PAYMENT <i>CABLAGGIO ALIMENTAZ.SISTEMI DI PAGAMENTO</i>
	83		11003106	16 POLES FLAT CABLE FOR DISPLAY LCD <i>FLAT CABLE 16 POLI X DISPLAY LCD</i>
	84	 ПІД ЗАМОВЛЕННЯ	11003356	FIXING PLATE NEW ELECTRONICS <i>FIXING PLATE NEW ELECTRONICS</i>
	85		11002094	BP36/56 POWER BOARD (ROHS) <i>SCHEDA PWR BP36/56 (ROHS)</i>
	86	 ПІД ЗАМОВЛЕННЯ	1602.165	POLYSTYRENE FOR INSPECTION PLATE <i>POLYSTYRENE FOR INSPECTION PLATE</i>
	87	 ПІД ЗАМОВЛЕННЯ	11008718	CONDENSER INSPECTION PLATE 8/10 <i>CONDENSER INSPECTION PLATE 8/10</i>
	88		11003090	LOW FRONT GRATE <i>GRIGLIA ANTERIORE BP36 BEIGE MET.</i>

Model Machine

MACSAE045

BREAK POINT 36

	88		11023426	LOW FRONT GRATE BLK <i>LOW FRONT GRATE BLK</i>
	89		1603.072	LOWER BELT GUARD FOR CONDENSER <i>LOWER BELT GUARD FOR CONDENSER</i>
	90		9111.551	FUSE CASING <i>FUSE CASING</i>
	91		1603.039	VERT. INSULATING POLYSTYRENE <i>VERT. INSULATING POLYSTYRENE</i>
	92		1603.040	HORIZ. INSULATING POLYSTYRENE <i>HORIZ. INSULATING POLYSTYRENE</i>
	93		11008714	LOWER PANEL MOD.8/10 <i>LOWER PANEL MOD.8/10</i>
	94		187850400	TRIPOLE SOCKET SELF-LOCKING <i>TRIPOLE SOCKET SELF-LOCKING</i>

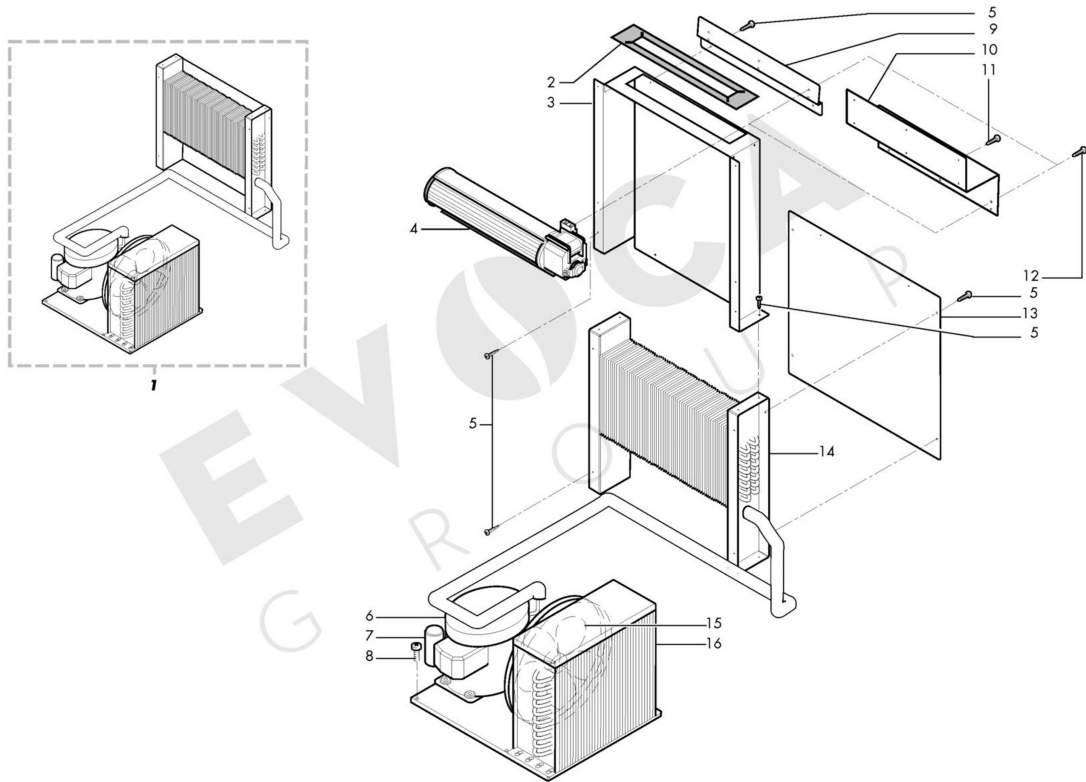
Model Machine

MACSAE045

BREAK POINT 36

MACSAE045.T.0005

TAVOLA NR. 5 - ARTICOLO BREAK POINT 36



Model Machine

MACSAE045

BREAK POINT 36

Web Pos. Foto Item - Replace by Description




Press - CTRL + CLICK go to item in a new window

Натисніть - Ctrl + права кнопка миші щоб відкрити запчастину в новому вікні



1




9121.203.00A

FRIDGE UNIT 230V
FRIDGE UNIT 230V X BP 36



2




9111.627

SEAL FOR FAN
SEAL FOR FAN



3



1603.158

EVAPORATOR CASING BP36 MOD.
EVAPORATOR CASING BP36 MOD.



4



9121.199.00A

ВЕНТИЛЯТОР D-300
MOTORE VENTOLA EMMEVI



5




U109.003

SCREW TCB 3,5X9,5 DIN 7981 C NICK
SCREW TCB 3,5X9,5 DIN 7981 C NICK



6




1603.R02.00A

COMPRESSOR 230V
COMPRESSOR 230V



7




1602.R07

CONDENSER 53-64 MF 330V
CONDENSER 53-64 MF 330V



8




U043.009

SCREW TCBC M6,0X20 UNI 7687 GALV.
SCREW TCBC M6,0X20 UNI 7687 GALV.



9




1602.009

FAN SUPPORT PLATE
FAN SUPPORT PLATE



10



9111.626

FAN SUPPORT PLATE
FAN SUPPORT PLATE



11




U143.022

SCREW T.M.T. K.F.R. 3,5X9,5 ZNP
VITE T.M.T. K.F.R. 3,5X9,5 ZNP



12




U109.011

SCREW AUT.TCB 3,9X9,5 DIN 7981C
SCREW AUT.TCB 3,9X9,5 DIN 7981 C



13



1602.008

REAR PLATE FOR EVAPORATOR
REAR PLATE FOR EVAPORATOR


Model Machine

MACSAE045

BREAK POINT 36



14



1602.R04

EVAPORATOR
EVAPORATOR



15




1603.R04.00A

MOTOR+FAN NET4T10ZVN014+A230-22
MOTOR+FAN NET4T10ZVN014+A230-22



16



1603.R03

CONDENSER
CONDENSER